

TO THE MEMBERS OF SOLAR91 CLEANTECH PRIVATE LIMITED**Report on the audit of the financial statements****Opinion**

We have audited the accompanying financial statements of SOLAR91 CLEANTECH PRIVATE LIMITED ("the Company"), which comprise the balance sheet as at March 31, 2021, and the Statement of Profit and Loss for the year then ended, and notes to the financial statements, including a summary of significant accounting policies and other explanatory information.

In our opinion and to the best of our information and according to the explanations given to us, the aforesaid financial statements give the information required by the **Companies Act, 2013** ('Act') in the manner so required and give a true and fair view in conformity with the accounting principles generally accepted in India, of the state of affairs of the Company as at March 31, 2021, its loss for the year ended on that date.

Basis for opinion

We conducted our audit in accordance with the standards on auditing specified under section 143 (10) of the Companies Act, 2013. Our responsibilities under those Standards are further described in the auditor's responsibilities for the audit of the financial statements section of our report. We are independent of the Company in accordance with the code of ethics issued by the Institute of Chartered Accountants of India together with the ethical requirements that are relevant to our audit of the financial statements under the provisions of the Act and the rules thereunder, and we have fulfilled our other ethical responsibilities in accordance with these requirements and the code of ethics.

We believe that the audit evidence we have obtained is sufficient and appropriate to provide a basis for our opinion.

Key audit matters

Key audit matters are those matters that, in our professional judgment, were of most significance in our audit of the financial statements of the current period. These matters were addressed in the context of our audit of the financial statements as a whole, and in forming our opinion thereon, and we do not provide a separate opinion on these matters.

Reporting of key audit matters as per SA 701, Key Audit Matters are not applicable to the Company as it is an unlisted company.



Information other than the financial statements and auditors' report thereon

The Company's board of directors is responsible for the preparation of the other information. The other information comprises the information included in the Board's Report including Annexures to Board's Report, Business Responsibility Report but does not include the financial statements and our auditor's report thereon.

Our opinion on the financial statements does not cover the other information and we do not express any form of assurance conclusion thereon.

In connection with our audit of the financial statements, our responsibility is to read the other information and, in doing so, consider whether the other information is materially inconsistent with the standalone financial statements or our knowledge obtained during the course of our audit or otherwise appears to be materially misstated.


If, based on the work we have performed, we conclude that there is a material misstatement of this other information; we are required to report that fact. We have nothing to report in this regard.

Management's responsibility for the financial statements

The Company's board of directors are responsible for the matters stated in section 134 (5) of the Act with respect to the preparation of these financial statements that give a true and fair view of the financial position, financial performance and cash flows of the Company in accordance with the accounting principles generally accepted in India, including the accounting standards specified under section 133 of the Act. This responsibility also includes maintenance of adequate accounting records in accordance with the provisions of the Act for safeguarding of the assets of the Company and for preventing and detecting frauds and other irregularities; selection and application of appropriate accounting policies; making judgments and estimates that are reasonable and prudent; and design, implementation and maintenance of adequate internal financial controls, that were operating effectively for ensuring the accuracy and completeness of the accounting records, relevant to the preparation and presentation of the financial statement that give a true and fair view and are free from material misstatement, whether due to fraud or error.

In preparing the financial statements, management is responsible for assessing the Company's ability to continue as a going concern, disclosing, as applicable, matters related to going concern and using the going concern basis of accounting unless management either intends to liquidate the Company or to cease operations, or has no realistic alternative but to do so.

The board of directors are also responsible for overseeing the Company's financial reporting process.



Auditor's responsibilities for the audit of the financial statements

Our objectives are to obtain reasonable assurance about whether the financial statements as a whole are free from material misstatement, whether due to fraud or error, and to issue an auditor's report that includes our opinion. Reasonable assurance is a high level of assurance, but is not a guarantee that an audit conducted in accordance with SAs will always detect a material misstatement when it exists. Misstatements can arise from fraud or error and are considered material if, individually or in the aggregate, they could reasonably be expected to influence the economic decisions of users taken on the basis of these financial statements

As part of an audit in accordance with SAs, we exercise professional judgment and maintain professional scepticism throughout the audit. We also:

- Identify and assess the risks of material misstatement of the financial statements, whether due to fraud or error, design and perform audit procedures responsive to those risks, and obtain audit evidence that is sufficient and appropriate to provide a basis for our opinion. The risk of not detecting a material misstatement resulting from fraud is higher than for one resulting from error, as fraud may involve collusion, forgery, intentional omissions, misrepresentations, or the override of internal control.
- Obtain an understanding of internal control relevant to the audit in order to design audit procedures that are appropriate in the circumstances. Under section 143(3)(i) of the Companies Act, 2013, we are also responsible for expressing our opinion on whether the company has adequate internal financial controls system in place and the operating effectiveness of such controls
- Evaluate the appropriateness of accounting policies used and the reasonableness of accounting estimates and related disclosures made by management.
- Conclude on the appropriateness of management's use of the going concern basis of accounting and, based on the audit evidence obtained, whether a material uncertainty exists related to events or conditions that may cast significant doubt on the Company's ability to continue as a going concern. If we conclude that a material uncertainty exists, we are required to draw attention in our auditor's report to the related disclosures in the financial statements or, if such disclosures are inadequate, to modify our opinion. Our conclusions are based on the audit evidence obtained up to the date of our auditor's report. However, future events or conditions may cause the Company to cease to continue as a going concern.
- Evaluate the overall presentation, structure and content of the financial statements, including the disclosures, and whether the financial statements represent the underlying transactions and events in a manner that achieves fair presentation.

We communicate with those charged with governance regarding, among other matters, the planned scope and timing of the audit and significant audit findings, including any significant deficiencies in internal control that we identify during our audit.

We also provide those charged with governance with a statement that we have complied with relevant ethical requirements regarding independence, and to communicate with them all relationships and other matters that may reasonably be



thought to bear on our independence, and where applicable, related safeguards. From the matters communicated with those charged with governance, we determine those matters that were of most significance in the audit of the financial statements of the current period and are therefore the key audit matters. We describe these matters in our auditor's report unless law or regulation precludes public disclosure about the matter or when, in extremely rare circumstances, we determine that a matter should not be communicated in our report because the adverse consequences of doing so would reasonably be expected to outweigh the public interest benefits of such communication.

Reporting of key audit matters as per SA 701, Key Audit Matters are not applicable to the Company as it is an unlisted company.

REPORT ON OTHER LEGAL AND REGULATORY REQUIREMENTS

1. As required by the Companies (Auditor's Report) Order, 2016 (the Order) issued by the Central Government of India in terms of sub-section (11) of section 143 of the Act, is applicable on company. (As per annexure "A" attached herewith)
2. As required by Section 143(3) of the Act, we report that:
 - a. We have obtained all the information and explanations which to the best of our knowledge and belief were necessary for the purpose of our audit;
 - b. In our opinion, proper books of account as required by law have been kept by the Company so far as appears from our examination of those books.
 - c. The Balance Sheet and the Statement of Profit and Loss dealt with by this Report are in agreement with the books of account.
 - d. In our opinion, the Balance Sheet and the Statement of Profit and Loss Statement comply with Accounting Standards notified under the Act read with the General Circular 15/2013 dated 13th September, 2013 of the Ministry of Corporate Affairs in respect of Section 133 of the Companies Act, 2013.
 - e. On the basis of the written representations received from the directors as on March 31, 2021, taken on record by the Board of Directors, none of the directors is disqualified as on March 31, 2021, from being appointed as a director in terms of Section 164(2) of the Act.
 - (f) Since the Company's turnover as per last audited financial statements is less than Rs.50 Crores and its borrowings from banks and financial institutions at any time during the year is less than Rs.25 Crores, the Company is exempted from getting an audit opinion with respect to the adequacy of the internal financial controls over financial reporting of the



company and the operating effectiveness of such controls vide notification dated June 13, 2017.

g) With respect to the other matters to be included in the Auditor's Report in accordance with Rule 11 of the Companies (Audit and Auditors) Rules, 2014, in our opinion and to the best of our information and according to the explanations given to us;

a. The Company does not have any pending litigations which would impact its financial position;

b. The Company did not have any long-term contracts including derivative contracts for which there were any material foreseeable losses; and

c. There has been no delay in transferring amounts, required to be transferred, to the Investor Education and Protection Fund by the Company.

PLACE: JAIPUR
DATE: 08.11.2021

For APCS & ASSOCIATES
Chartered Accountants
FRN : 030800C



Ayush

CA AYUSH JAIN
M.No.0428863
Partner

“Annexure A” to the Independent Auditors’ Report

Referred to in paragraph I under the heading ‘Report on Other Legal & Regulatory Requirement’ of our report of even date to the financial statements of the Company for the year ended March 31, 2021:

(a) The Company has maintained proper records showing full particulars, including quantitative details and situation of fixed assets;

- The Fixed Assets have been physically verified by the management in a phased manner, designed to cover all the items over a period of three years, which in our opinion, is reasonable having regard to the size of the company and nature of its business. Pursuant to the program, a portion of the fixed asset has been physically verified by the management during the year and no material discrepancies between the books records and the physical fixed assets have been noticed.
- The title deeds of immovable properties are held in the name of the company.

(b) The management has conducted the physical verification of inventory at reasonable intervals.

- The discrepancies noticed on physical verification of the inventory as compared to books records which has been properly dealt with in the books of account were not material.

(c) The Company has not granted any loans, secured or unsecured to companies, firms, Limited Liability partnerships or other parties covered in the Register maintained under section 189 of the Act. Accordingly, the provisions of clause 3 (iii) (a) to (C) of the Order are not applicable to the Company and hence not commented upon.

(d) In our opinion and according to the information and explanations given to us, the company has complied with the provisions of section 185 and 186 of the Companies Act, 2013 In respect of loans, investments, guarantees, and security.

(e) The Company has not accepted any deposits from the public and hence the directives issued by the Reserve Bank of India and the provisions of Sections 73 to 76 or any other relevant provisions of the Act and the Companies (Acceptance of Deposit) Rules, 2015 with regard to the deposits accepted from the public are not applicable.

(f) As informed to us, the maintenance of Cost Records has not been specified by the Central Government under sub-section (1) of Section 148 of the Act, in respect of the activities carried on by the company.

(g) According to information and explanations given to us and on the basis of our examination of the books of account, and records, the Company has been generally regular in depositing undisputed statutory dues including Income-Tax, Sales tax, Service Tax, Duty of Customs, Duty of Excise, Value added Tax, Cess and any other statutory dues with the appropriate authorities. Provident Fund, Employees State Insurance registration is not obtained by company during the year. According to the information and explanations given to us, no undisputed amounts payable in respect of the above were in arrears as at March 31, 2021 for a period of more than six months from the date on when they become payable.

- According to the information and explanation given to us, there are no dues of income tax, sales tax, service tax, duty of customs, duty of excise, value added tax outstanding on account of any dispute.
- (h) In our opinion and according to the information and explanations given to us, the Company has not defaulted in the repayment of dues to banks. The Company has not taken any loan from financial institutions and the company has not issued any debentures.
- (i) Based upon the audit procedures performed and the information and explanations given by the management, the company has not raised moneys by way of initial public offer or further public offer including debt instruments and term Loans. Accordingly, the provisions of clause 3 (ix) of the Order are not applicable to the Company and hence not commented upon.
- (j) Based upon the audit procedures performed and the information and explanations given by the management, we report that no fraud by the Company or on the company by its officers or employees has been noticed or reported during the year.
- (k) Based upon the audit procedures performed and the information and explanations given by the management, the managerial remuneration has been paid or provided in accordance with the requisite approvals mandated by the provisions of section 197 read with Schedule V to the Companies Act;
- (l) In our opinion, the Company is not a Nidhi Company. Therefore, the provisions of clause 4 (xii) of the Order are not applicable to the Company.
- (m) In our opinion, all transactions with the related parties are in compliance with section 177 and 188 of Companies Act, 2013 and the details have been disclosed in the Financial Statements as required by the applicable accounting standards.
- (n) Based upon the audit procedures performed and the information and explanations given by the management, the company has not made any preferential allotment or private placement of shares or fully or partly convertible debentures during the year under review.



Accordingly, the provisions of clause 3 (xiv) of the Order are not applicable to the Company and hence not commented upon.

(o) Based upon the audit procedures performed and the information and explanations given by the management, the company has not entered into any non-cash transactions with directors or persons connected with him. Accordingly, the provisions of clause 3 (xv) of the Order are not applicable to the Company and hence not commented upon.

(p) In our opinion, the company is not required to be registered under section 45 IA of the Reserve Bank of India Act, 1934 and accordingly, the provisions of clause 3 (xvi) of the Order are not applicable to the Company and hence not commented upon.

PLACE: JAIPUR
DATE: 08.11.2021

For APCS & ASSOCIATES
Chartered Accountants
FRN :030800C



Ayush

CA AYUSH JAIN
M.No.0428863
Partner

UDIN: 21428863AAAAEX8657

SOLAR 91 CLEANTECH PRIVATE LIMITED
(CIN- U40108RJ2015PTC048401)
Address- Plot No. D-802, Sector-5, Malviya Nagar, Jaipur, RJ, 302017

BALANCE SHEET AS AT 31st MARCH, 2021

(Amount in Rupees)


	Particulars	Note No.	As At March 31, 2021	As At March 31, 2020
I	<u>EQUITY AND LIABILITIES:</u>			
1	Shareholders funds			
	(a) Share Capital	2	1,00,000.00	1,00,000.00
	(b) Reserves and Surplus	3	79,81,624.06	66,71,227.76
2	Share application money pending allotment			
3	Non-current liabilities			
	(a) Long-term borrowings	4	1,03,25,000.00	5,56,942.00
	(b) Deferred tax liabilities (Net)		-	-
	(c) Other Long term liabilities		-	-
	(d) Long-term provisions		-	-
4	Current Liabilities			
	(a) Short-term borrowings		-	-
	(b) Trade payables	5	2,86,71,480.69	1,20,73,191.91
	(c) Other current liabilities	6	5,69,25,425.29	3,28,72,741
	(d) Short-term provisions	7	4,61,500.00	4,39,447.00
	TOTAL		10,44,65,030.04	5,27,13,549.66
II	<u>ASSETS:</u>			
1	Non-current assets			
	(a) Fixed assets			
	(i) Tangible assets	8	4,08,529.19	3,43,530.19
	(ii) Intangible assets			
	(iii) Capital work - in - progress			
	(iv) Intangible assets under development			
	(b) Non-current Investments	9	20,000.00	20,000.00
	(c) Deferred tax assets (net)	10	64,504.16	54,131.16
	(d) Long- term loans and advances (Arjani Nadan Premeir)			
	(e) Other non-current assets			
2	Current assets			
	(a) Current Investments	11	8,75,000.00	66,78,898.00
	(b) Inventories	12	5,15,27,630.00	2,07,42,470.00
	(c) Trade Receivable	13	2,10,45,371.65	1,48,21,305.51
	(e) Cash and cash equivalents	14	2,57,11,318.55	20,81,493.62
	(f) Short -term loans and advances			
	(g) Other current assets	15	48,12,676.49	79,71,721.18
	TOTAL		10,44,65,030.04	5,27,13,549.66


Significant Accounting Policies and Notes to Accounts 1
The schedules referred to above form an integral part of the balance sheet.

As per our report of even date attached

For APCS & Associates
Chartered Accountants
FRN-030800C


Ayush Jain
Partner
(M No. 428863)

For Solar91 Cleantech Private Limited

Director
(Sandeep Gurnani)
Director
(DIN-07308871)

For Solar91 Cleantech Private Limited

Director
(Prateek Agarwal)
Director
(DIN-07308870)

Date: 08-11-2021
Place: Jaipur
UDIN: 21428863AAAEX8657

SOLAR 91 CLEANTECH PRIVATE LIMITED
(CIN- U40108RJ2015PTC048401)
Address- Plot No. D-802, Sector-5, Malviya Nagar, Jaipur, RJ, 302017

PROFIT AND LOSS STATEMENT FOR THE PERIOD ENDED 31st MARCH 2021

(Amount in Rupees)

	Particulars	Note No.	As at the end of 31st March' 2021	As at the end of 31st March' 2020
I	Revenue from operations	16	17,40,70,563.55	20,38,98,522.84
II	Other income	17	21,95,988.02	9,30,677.19
III	Total Revenue (I + II)		17,62,66,551.57	20,48,29,200.03
IV	Expenses:			
	Cost of materials consumed		-	-
	Purchases of Stock-in-Trade		17,34,16,477.62	17,48,41,608.60
	Changes in inventories of finished goods work-in-progress and Stock-in-Trade		(3,07,85,160.00)	(1,12,57,690.00)
	Operating Expenses	18	1,59,41,318.25	2,25,81,275.02
	Employee benefits expense	19	98,95,741.49	1,20,38,549.27
	Finance costs		-	-
	Depreciation and amortization expense		2,16,169.61	1,81,912.89
	Other expenses	20	58,20,481.30	48,07,540.25
	Total expenses		17,45,05,028.27	20,31,93,196.03
V	Profit before exceptional and extraordinary items and tax (III - IV)		17,61,523.30	16,36,004.00
VI	Exceptional items		-	-
VII	Profit before extraordinary items and tax (V - VI)		17,61,523.30	16,36,004.00
VIII	Extraordinary items		-	-
IX	Profit before tax (VII- VIII)		17,61,523.30	16,36,004.00
X	Tax expense: (1) Current tax (2) Deferred tax	21	4,61,500.00 (10,373.00)	4,39,447.00 (14,087.00)
XI	Profit (Loss) for the period from continuing operations (VII-VIII)		13,10,396.30	12,10,644.00
XII	Profit/(loss) from discontinuing operations		-	-
XIII	Tax expense of discontinuing operations		-	-
XIV	Profit/(loss) from Discontinuing operations (after tax) (XII-XIII)		-	-
XV	Profit (Loss) for the period (XI + XIV)		13,10,396.30	12,10,644.00
XVI	Earnings per equity share: (1) Basic For APCS & Associates		131.04	121.06

As per our report of even date attached

For APCS & Associates
Chartered Accountants
FRN- 038800C

Ayush Jain
Partner
(M No. 428863)

Date: 08-11-2021

Place: Jaipur

UDIN: 21428863 AAAAEX 8657

For Solar91 Cleantech Private Limited

Solar91 Cleantech Private Limited

(Sandesh Gumanl)
Director
(DIN-07308871)

(Prateek Agarwal)
Director
(DIN-07308870)

Director

SOLAR 91 CLEANTECH PRIVATE LIMITED

(CIN- U40108RJ2015PTC048401)

Address- Plot No. D-802, Sector-5, Malviya Nagar, Jaipur, RJ, 302017

CASH FLOW STATEMENT FOR THE PERIOD ENDED 31st MARCH 2021

(Amount in Rupees)

	Particulars	As at the end of 31st March' 2021	As at the end of 31st March' 2020
	<u>Cash Flow from Operating Activities</u>		
	Net Profit Before Tax	17,61,523.30	16,36,004.00
Add-	Depreciation on assets	2,16,169.61	1,81,912.89
Add-	Increase in Current liabilities/ Decrease in Current Assets		
	Trade Payables	1,65,98,288.78	77,52,231.26
	Short Term Provisions	22,053.00	77,170.00
	Other Current Liabilities	2,40,52,684.30	1,36,47,357.36
	Current Investment	58,03,898.00	-
	Other Current Assets	31,59,044.69	-
Less	Decrease in Current liabilities/ Increase in Current Assets		
	Inventory	3,07,85,160.00	1,12,57,690.00
	Current Investments	-	56,15,547.00
	Other Current Assets	-	2,72,460.75
	Trade Receivables	62,24,066.14	65,56,908.22
	Cash Generated From Operations	1,46,04,435.54	-4,07,930.46
	Income tax	(4,61,500.00)	(4,39,447.00)
	Net Cash flow from/(used in) Operating Activities	1,41,42,935.54	(8,47,377.46)
	<u>Cash Flow from Investing Activities</u>		
	Purchase of Fixed Assets	(2,81,168.61)	(1,71,766.80)
	Other Non-Current Assets	-	30,025.00
	Net Cash flow from/(used in) Investing Activities	(2,81,168.61)	(1,41,741.80)
	<u>Cash Flow from Financing Activities</u>		
	Borrowing	97,68,058.00	(15,00,000.00)
	Share Capital Issued	-	-
	Share Premium	-	-
	Net Cash flow from/(used in) Financing Activities	97,68,058.00	(15,00,000.00)
	Net Increase/(Decrease) in cash and cash equivalents	2,36,29,824.93	-24,89,119.26
	CASH AT THE BEGINNING OF THE YEAR	20,81,493.62	45,70,612.88
	CASH AT THE END OF THE YEAR	2,57,11,318.55	20,81,493.62

(0.00) 0.00

As per our report of even date attached

For APCS & Associates
Chartered Accountants
FRN- 030800C

Ayush Jain
Partner
(M No. 428863)

Date: 08-11-2021
Place: Jaipur
UDIN: 21428863AAAEX8657

Solar91 Cleantech Private Limited

(Signature)
(Sandeep Gurnani)
Director
(DIN-07308871)

For Solar91 Cleantech Private limited
Solar91 Cleantech Private Limited

(Signature)
(Prateek Agarwal)
Director
(DIN-07308870)

Director

SOLAR91 CLEANTECH PRIVATE LIMITED
(CIN- U40100RJ2016PTC048401)
Address- Plot No. D-802, Sector-5, Malviya Nagar, Jaipur, RJ, 302017

Schedules For The Year Ended On 31-03-2021

The previous year figures have been regrouped / reclassified, wherever necessary to conform to the current year presentation

Particulars	For The Period Ended March 31,2021	For The Period Ended March 31,2020
Note No-2		
Share Capital		
AUTHORIZED CAPITAL		
Equity Share Capital (C.Y. 50,000 Equity Shares of Rs. 10 each)	5,00,000.00	5,00,000.00
Total Authorized Capital	5,00,000.00	5,00,000.00
ISSUED CAPITAL		
Equity Share Capital (10000 Equity Shares of Rs.10 Each)	1,00,000.00	1,00,000.00
Total	1,00,000.00	1,00,000.00
SUBSCRIBED AND FULLY PAID UP CAPITAL		
Equity Share Capital (10000 Equity Shares of Rs.10 Each)	1,00,000.00	1,00,000.00
Less : Call in Arrears	-	-
Total	1,00,000.00	1,00,000.00

Reconciliation of the number of Equity shares outstanding as at March 31, 2021 and March 31, 2020:

Particulars	As At March 31, 2021		As At March 31, 2020	
	Number	Rupees	Number	Rupees
Equity Shares outstanding at the beginning of the year	10000	100000	10000	100000
Equity Shares Issued during the year	0	0	0	0
Equity Shares bought back during the year	0	0	0	0
Equity Shares outstanding at the end of the year	10000	100000	10000	100000

Details of Equity Shareholders holding more than 5 % shares:

Particulars	As At March 31, 2021		As At March 31, 2020	
	No. of Shares held	% of Holding	No. of Shares held	% of Holding
Saurabh Vyas	6,000	60.00%	6,000	60.00%
Prateek Agarwal	1,176	11.76%	1,176	11.76%
Sandeep Gurnani	1,176	11.76%	1,176	11.76%
Dhaval Gaurang Vasavada	1,648	16.48%	1,648	16.48%


As per our report of even date

For APCS & Associates
Chartered Accountants
(FRN-030900C)

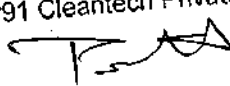
Ayush Jain
Partner
M No.- 428883

Date: 08-11-2021
Place: Jaipur

Solar91 Cleantech Private Limited


Director
(Sandeep Gurnani)
Director
(DIN-07308871)

Solar91 Cleantech Private limited
Solar91 Cleantech Private Limited


Director
(Prateek Agarwal)
Director
(DIN-07308870)

Director

SOLAR 91 CLEANTECH PRIVATE LIMITED
(CIN- U40108RJ2015PTC048401)
Address- Plot No. D-802, Sector-5, Malviya Nagar, Jaipur, RJ, 302017

Note No. 3- Reserves & Surpluses

Particulars	For The Period Ended March 31, 2021	For The Period Ended March 31, 2020
(a) Profit & Loss A/c		
Opening Balance	66,71,227.76	54,60,583.76
(+) Net Profit for the Current Year	13,10,396.30	12,10,644.00
(+) Transfer from Reserves		
(-) Net Loss for the Current Year		
(-) Proposed Dividends		
(-) Interim Dividends		
(-) Transfer to Reserves		
Closing Balance	79,81,624.06	66,71,227.76
(b) Reserve & Surplus		
Total	79,81,624.06	66,71,227.76

Note No. 4- Long Term Borrowings

Particulars	For The Period Ended March 31, 2021	For The Period Ended March 31, 2020
Loans & Advances from Related Parties		
Unsecured Loan		
Saurabh Vyas	-	5,56,942.00
Prateek Agrawal	53,25,000.00	-
Sandeep Gurnani	50,00,000.00	-
Total	1,03,25,000.00	5,56,942.00

Note No. 5- Trade Payable

Particulars	For The Period Ended March 31, 2021	For The Period Ended March 31, 2020
Sundry Creditors		
(A) MSME [See Note 5(a)]	14,39,996.29	4,96,990.79
(B) Other than MSME [See Note 5(a)]	2,72,31,484.40	1,15,76,201.12
Total	2,86,71,480.69	1,20,73,191.91

Note No. 6- Other Current Liabilities

Particulars	For The Period Ended March 31, 2021	For The Period Ended March 31, 2020
ROC Charges Payable	15,000.00	44,000.00
ROC Expenses Payable	-	14,400.00
GST Compliance Fees payable	-	18,000.00
Sundry Creditors for Salary [See Note 6(a)]	22,71,599.90	13,40,128.84
Sundry Creditors for DA [See Note 6(b)]	1,74,050.00	1,04,100.00
Sundry Creditors for Petty Cash [See Note 6(c)]	7,42,533.81	-
Advance from Debtors [See Note 6(d)]	5,24,85,555.10	2,97,37,958.98
TDS Payable	1,26,131.00	2,66,124.24
TCS Payable	15,081.01	-
Interest payable	-	8,768.00
Audit Fees Payable	35,000.00	85,000.00
GST Payable	10,60,474.47	12,54,260.93
Total	5,69,25,425.29	3,28,72,740.99

Note No. 7- Short Term Provisions

Particulars	For The Period Ended March 31, 2021	For The Period Ended March 31, 2020
Income Tax Payable	4,61,500.00	4,39,447.00
Total	4,61,500.00	4,39,447.00

As per our report of even date

For APCS & Associates
Chartered Accountants
(FRN-03080001)

Ayushi Jain
Partner
M No.- 428663

Date: 08-11-2021
Place: Jaipur

Solar91 Cleantech Private Limited

For Solar91 Cleantech Private Limited

Sandeep Gurnani
Director
(Sandeep Gurnani)
Director
(DIN-07308871)

Prateek Agarwal
Director
(Prateek Agarwal)
Director
(DIN-07308870)

Director

SOLAR91 CLEANTECH PRIVATE LIMITED

Statement Showing of Calculation of Depreciation for the period 2020-21

Note S "FIXED ASSETS": Particular of Depreciation allowable as per Companies Act, 2013 for the Financial Year 2020-21

(Figures in Rs.)

S.No.	Particulars	Rate of Dep. (%)	Gross Block				Depreciation			Net Block		
			As on 01.04.2020	Additions	Deduction	As on 31.03.2021	Dep on assets which are available As on 1.04.2020	Depreciation during the year on new addition	Deduction	As on 31.03.2021	As on 31.03.2021	As on 31.03.2020
1	Computer	63.16%	9,653.26	1,39,904.25	-	1,49,557.51	6,097.00	65,139.16	-	71,236.16	78,321.35	9,653.26
2	A.C.	23.87%	78,018.44	-	-	78,018.44	18,591.79	-	-	18,591.79	59,426.64	78,018.44
3	Laptop	63.16%	37,637.49	-	-	37,637.49	13,771.84	-	-	13,771.84	23,865.65	37,637.49
4	Printer	25.86%	15,327.45	-	-	15,327.45	3,963.68	-	-	3,963.68	11,363.77	15,327.45
5	Bike	25.86%	90,750.84	-	-	90,750.84	23,468.17	-	-	23,468.17	67,282.67	90,750.84
6	Chair	39.29%	2,203.08	-	-	2,203.08	865.59	-	-	865.59	1,337.49	2,203.08
7	Furniture	39.29%	5,425.15	-	-	5,425.15	2,131.54	-	-	2,131.54	3,293.61	5,425.15
8	LG Refrigerator	58.83%	-	25,508.48	-	25,508.48	-	11,756.63	-	11,756.63	13,749.85	-
9	RO	58.83%	-	12,838.98	-	12,838.98	-	6,083.92	-	6,083.92	6,755.06	-
10	Telephone	58.83%	-	6,101.64	-	6,101.64	-	2,596.31	-	2,596.31	3,505.33	-
11	Mobile	58.83%	57,200.50	96,015.26	-	1,43,215.76	33,851.05	3,831.32	-	37,682.36	1,05,733.39	57,200.50
12	Sony LED TV	22.08%	18,443.15	-	-	18,443.15	4,116.41	-	-	4,116.41	14,326.74	18,443.15
13	Software (Tally)	52.07%	6,404.47	10,800.00	-	17,204.47	3,335.07	1,232.66	-	4,567.72	12,636.75	6,404.47
14	Vacuum Cleaner	58.83%	480.77	-	-	480.77	400.50	-	-	400.50	80.27	480.77
15	Wall Fan	39.29%	2,142.67	-	-	2,142.67	841.86	-	-	841.86	1,300.82	2,142.67
16	Camera	22.08%	19,443.46	-	-	19,443.46	4,293.12	-	-	4,293.12	15,150.35	19,443.46
	Total		3,43,530.73	2,81,168.61		6,24,699.34	3,25,527.61	90,642.00		2,38,189.61	4,08,529.73	3,43,530.73

ADDITION DURING THE PERIOD

S.No.	Particulars	Date	No. of days Used	Amount	Depreciation
1	Mobile	01-Mar-21	30.00	21,186.44	1,024.44
2	Mobile	01-Mar-21	30.00	13,985.05	676.13
3	Telephone	19-Mar-20	264.00	6,101.64	2,596.31
4	Tally ERP 9	10-Jan-21	80.00	10,800.00	1,232.65
5	Mobile	01-Mar-21	30.00	25,422.88	1,229.28
6	Mobile	09-Mar-21	22.00	25,422.88	901.47
7	RO	10-Jan-20	294.00	12,838.98	6,083.92
8	Laptop	25-Jun-20	279	7,999.00	3,861.79
9	Laptop	26-Jun-20	278	86,990.00	41,846.91
10	Laptop	24-Jul-20	250	44,915.25	19,430.46
11	LG refrigerator	18-Jun-20	286.00	25,508.48	11,758.63
	Total			2,81,168.61	90,642.00

Solar91 Cleantech Private Limited

[Signature]

Director



Solar91 Cleantech Private Limited

[Signature]
Director

SOLAR 91 CLEANTECH PRIVATE LIMITED
(CIN- U40108RJ2015PTC048401)

Address- Plot No. D-802, Sector-5, Malviya Nagar, Jaipur, RJ, 302017

Note No. 9- Non Current Investments

	For The Period Ended 31,2021	March	For The Period Ended March 31,2020
NSC		20,000.00	20,000.00
Total		20,000.00	20,000.00

Note No. 10- Deferred Tax Assets (Net)

	For The Period Ended 31,2021	March	For The Period Ended March 31,2020
Deferred Tax Assets (On Difference between Book Value of Fixed Asset as per Income Tax Act & Companies Act @25.16%)		64,504.16	54,131.16
Total		64,504.16	54,131.16

Note No. 11- Current Investments

	For The Period Ended 31,2021	March	For The Period Ended March 31,2020
Fixed Deposits		8,75,000.00	66,78,898.00
Total		8,75,000.00	66,78,898.00

Note No. 12- Inventories

	For The Period Ended 31,2021	March	For The Period Ended March 31,2020
Inventories (As taken, Valued & Certified by the Directors)		5,15,27,630.00	2,07,42,470.00
Total		5,15,27,630.00	2,07,42,470.00

Note No. 13- Trade Receivable

	For The Period Ended 31,2021	March	For The Period Ended March 31,2020
Sundry Debtors See Note 14 (a)		2,10,45,371.65	1,48,21,305.51
Total		2,10,45,371.65	1,48,21,305.51

Note No. 14- Cash & Cash Equivalents

	For The Period Ended 31,2021	March	For The Period Ended March 31,2020
(a) Balance with Schedule Bank			
IDFC Bank		47,453.65	47,453.65
HDFC Bank		-	21,80,047.62
Indusind Bank		1,61,285.00	1,61,185.00
PNB Bank		46,856.58	2,67,266.28
UCO Bank		97,163.22	-8,14,071.93
Axis Bank		3,75,657.18	-
(b) Cash in Hand (As Physically verified by the Management)		6,28,902.92	2,39,613.00
(c) Fixed Deposit (To be realised within 3 Months)		2,43,54,000.00	-
Total		2,57,11,318.55	20,81,493.62



Solar91 Cleantech Private Limited

[Signature]
Director

Solar91 Cleantech Private Limited

[Signature]
Director

Note No. 15- Other Current Assets

	For The Period Ended 31,2021	March	For The Period Ended March 31,2020
Sundry Deposits	22,22,900.00		21,03,900.00
Advance to Employee against Petty Cash	1,08,204.00		-
Advance to Creditors See Note 15 (a)	13,14,282.90		50,70,044.94
Interest Receivable	1,81,175.00		46,008.00
GST Receivable (RJ)	14,128.30		-
GST Receivable (MH)	22,707.18		-
TDS Receivable (Kenya)	2,33,034.58		2,33,034.58
TDS & TCS Receivable	3,98,183.27		5,13,682.40
Security Deposit	5,051.26		5,051.26
Prepaid Expense of CGTSME Fees	3,13,010.00		-
Total	48,12,676.49		79,71,721.18


As per our report of even date

For APCs & Associates
Chartered Accountants
(FRN-030800C)

Ayush Jain
Partner
M No.- 428853

Date: 08-11-2021
Place: Jaipur

Solar91 Cleantech Private Limited

For Solar91 Cleantech Private limited

Director
(Sandeep Gurnani)
Director
(DIN-07308871)

Solar91 Cleantech Private Limited

Director
(Prateek Agarwal)
Director
(DIN-07308870)

SOLAR 91 CLEANTECH PRIVATE LIMITED
(CIN- U40108RJ2015PTC048401)

Address- Plot No. D-802, Sector-5, Malviya Nagar, Jaipur, RJ, 302017

Note No. 16- Revenue from Operations

Particulars	For The Period Ended March 31,2021	For The Period Ended March 31,2020
Erection & Installation Charges	2,53,39,286.40	60,55,720.00
Operation & Maintenance	30,83,729.00	36,85,867.00
Interstate Sale @18%	1,12,46,390.00	1,46,76,750.00
Interstate Sale @5%	3,85,65,681.06	2,68,13,600.00
Local Sales @ 18%	2,19,23,377.11	3,62,83,785.00
Local Sales @ 5%	6,88,69,699.98	11,64,39,050.00
Solar Modules Sales(High Sea Sale)	50,42,400.00	-
Sales Return	-	-56,249.16
Total	17,40,70,563.55	20,38,98,522.84

Note No. 17- Other Income

Particulars	For The Period Ended March 31,2021	For The Period Ended March 31,2020
Subsidy Receivable against Solar Installation	17,75,244.94	-
Interest Inome	4,20,743.08	7,45,970.30
Foreign Exchange Gain/Loss (Net)	-	1,84,706.89
Total	21,95,988.02	9,30,677.19

Note No. 18- Operating Expense

Particulars	For The Period Ended March 31,2021	For The Period Ended March 31,2020
Tax on Purchases (Custom Duty Paid on Import)	67,90,779.63	1,08,61,195.80
Direct Labour	-	108.00
Freight Charges	15,55,068.94	21,60,814.50
Installation Charges	61,08,057.02	73,20,060.83
Module Washing	66,919.00	1,25,013.00
Repair & Maintenance	18,877.00	23,262.00
Mobile Accessories	-	931.36
Module Mount Structure Angle Charge	1,00,190.00	1,41,190.00
Securities Service	2,56,657.00	8,11,122.00
Site Materials	1,79,804.32	1,68,136.00
Bush Cutting	58,400.00	45,000.00
Service Charges	-	2,656.66
Site Misc Expense	7,02,860.34	7,91,910.87
Transportation Charges	1,03,705.00	1,29,246.00
Bike Accessories	-	628.00
Total	1,59,41,318.25	2,25,81,275.02

Note No. 19- Employee Benefit Expense

Particulars	For The Period Ended March 31,2021	For The Period Ended March 31,2020
Salary Retention	2,95,298.00	5,32,613.00
EPF Employer Contribution	1,86,284.50	2,29,879.00
Food Expenses	38,379.46	20,887.00
ESI Employer Contribution	56,451.84	64,731.00
Salary Expenses	70,32,042.04	93,96,138.00
Site DA	8,93,953.33	8,11,000.00
Room Rent of Staff	3,04,131.00	1,34,200.36
Stipend Expense	19,409.00	-
Telephone Expenses	54,948.92	30,195.00
Travelling Expense of Staff	10,14,843.40	8,18,905.91
Total	98,95,741.49	1,20,38,549.27



Solar91 Cleantech Private Limited

Solar91 Cleantech Private Limited

[Signature]
Director

[Signature]

Director

Note No. 20- Other Expenses

Particulars	For The Period Ended March 31, 2021	For The Period Ended March 31, 2020
Interest Expenses		
Interest Expenses	67,656.68	52,129.00
Interest Expenses under GST	34,267.72	
Interest Expenses under TDS, TCS, Income Tax	7,868.00	2,812.00
Import Charges		
LC Charges	48,148.00	96,013.86
Import Charges	7,13,815.92	8,49,220.00
Clearing & Forward Charges	4,530.00	632.00
Bank Charges		
Commitment Charges	113.26	4,540.89
Documentation Charges	-	39,448.58
Bank Charges	2,65,078.84	33,439.67
CIBIL Charges	-	2,135.00
CGTMSE Fees	37,450.00	1,42,622.00
Labour Expenses	1,01,625.00	2,31,771.00
Insurance Expenses	65,328.00	47,853.49
Marketing Expense	10,000.00	-
Misc Expenses	-	10,575.00
Office Expenses	95,542.13	97,942.51
Sales Promotion	27,46,437.00	4,77,000.00
Accounting Charges	-	2,95,000.00
Administration Charges	16,151.00	9,728.00
Advertisement & Promotion Charges	1,50,000.00	1,30,237.00
Commission on Travelling Expenses	-	2,583.55
Computer Expenses	23,989.60	-
Consultancy Charges	30,000.00	55,300.00
Courier Expenses	47,164.60	150.00
Misc. Balance written off	-2,21,006.30	1,25,408.38
Director Travelling Expenses	-	1,06,536.82
Deepawali Gift	-	79,738.00
Electricity Expenses	55,839.00	93,976.00
ESI & EPF Consultancy Charges	12,000.00	9,000.00
Freight Without GST	3,149.78	1,288.20
GST Late Fees	2,700.00	2,070.00
TDS Late Fees	512.00	-
Hotel Charges	2,68,143.28	3,10,056.10
Internet Expenses	-	12,849.14
Foreign Exchange Gain/Loss (Net)	52,002.66	-
Modern Insulator Govt. Expenses	-	2,98,355.00
Membership Fees	15,000.00	71,718.00
Medicine Expenses	-	52,393.00
Other Expenses related to Site	6,03,795.69	2,12,545.58
Packing Charges	2,190.60	59,000.00
Tender Registration fees	-	23,000.00
Tender Subscription Fees	1,000.00	5,000.00
Printing & Stationary Expenses	46,398.00	44,608.00
Inspection Charges	32,689.36	-
Govt Fees	8,694.00	-
Implementation Charges	900.00	-
Other Service Expenses	5,535.00	-
Audit Fees	35,000.00	50,000.00
Professional Charges	1,10,069.00	1,24,500.00
Registration Fees	-	4,100.00
Rent Expenses	2,10,000.00	4,61,880.00
ROC Filing Charges	23,100.00	22,000.00
Round off	-	228.98
Computer Repair & Maintenance Exp	1,058.48	-
Software Application Service Charges	24,050.00	-
Repair & Maintenance Expenses	-	39,700.00
Training & Co-education Expense	1,000.00	-
Business Promotion Expenses	61,495.00	16,455.50
Total	58,20,481.30	48,07,540.25



Solar91 Cleantech Private Limited

Solar91 Cleantech Private Limited

[Signature]
Director

[Signature]

Director

Note No. 21- Tax Expense

Particulars	For The Period Ended March 31, 2021	For The Period Ended March 31, 2020
Current Tax	4,61,500.00	4,39,447.00
Deferred Tax	-10,373.00	-14,087.00
Total	4,51,127.00	4,25,360.00

For APCS & Associates
Chartered Accountants
FRN- 030800C

Ayush Jain
Partner
(M No. 428863)

Date: 08-11-2021
Place: Jaipur

For Solar91 Cleantech Private limited
Solar91 Cleantech Private Limited

(Sandeep Gurnani)
Director
(DIN-07308871)

Solar91 Cleantech Private Limited

(Prateek Agarwal)
Director
(DIN-07308870)

Director

SOLAR 91 CLEANTECH PRIVATE LIMITED
(CIN- U40106RJ2015PTC048401)
Address- Plot No. D-802, Sector-5, Mahiya Nagar, Jaipur, RJ, 302017

Note-13 (a) List of Sundry Debtors

Particulars	For The Period Ended March 31, 2021	For The Period Ended March 31, 2020
Outstanding Receivable, for Less than 6 Months		
ADITYA INFRA AND ENGINEERING	3,56,000.00	-
ASSOCIATED BISCUIT COMPANY LIMITED	17,70,027.02	-
Dheeraj Marbles and Granites Pvt Ltd	7,57,160.00	-
Evershine Marbles and Exporters Pvt. Ltd.	11,89,363.00	-
Gangwal Stonex	2,58,100.00	-
Instill Technologies Pvt Ltd	1,81,555.00	-
M/s Bajaj Masterbatches Pvt. Ltd.	14,25,133.40	-
M/s Bajaj Polyblends Pvt. Ltd.	17,46,576.30	-
M/s Bajaj Superpack India Ltd.	15,31,602.30	-
Oro energy	27,458.00	-
Radhe Marble	6,72,682.00	-
Rajak Ramjiwal	75,949.00	-
Ritesh Agarwal	33,651.18	-
RRECL Residential Subady	17,75,245.65	-
Salasar Green Energy	5,153.80	31,080.00
Sarc Original	2,74,375.90	-
Shree Samyak Stonex	12,66,325.00	-
STONE AGE PRIVATE	17,94,491.00	-
Sumitra Woodcraft Pvt.Ltd.	8,18,816.30	-
Suraj Synthetics	1,99,413.40	-
Surjeet Marbeles Pvt Ltd	57,160.00	-
UDAIPUR MINERAL DEVELOPMENT SYNDIC Pk.Ltd.	1,24,250.00	5,79,072.00
Valid Stonex	16,41,247.00	-
Akshkuber Sortex Pvt Ltd	-	14,21,674.60
Becquerel Solar Energy Private Limited	-	14,082.00
Jas Vias	-	1,900.00
Kamakhyia Vyapar Private Limited	-	4,96,600.00
Pitambera Polymers Industries Private Limited	-	2,95,800.00
Shree Shreenath Synthetics Pvt Ltd	-	6,05,410.00
SPX Flow Technology (India) Pvt Ltd	-	2,96,460.00
Steward Norris School	-	5,44,710.00
CDET Explosive Industries Pvt Ltd.	-	56,48,916.00
Modern Insulators Limited	-	1,16,551.00
RANI KOTHI BANQUETS PRIVATE LIMITED	-	4,41,185.00
Rungta Hospital	-	24,09,090.00
Saraansh Surtins Pvt Ltd	-	12,21,857.00
(a)	1,79,81,735.25	1,41,24,397.60
Outstanding Receivable, for more than 6 Months		
DD Sharma Petroleum	38,150.00	90,050.00
Rajasthan Patrika Pvt. Ltd	2,84,769.00	2,84,769.00
Royal Suitings Pvt Ltd	3,70,618.40	-
Saurya Urja Company of Rajasthan Limited	52,713.00	2,39,413.00
SMT PARAVATIDEVI RAGHUNATHRAO PATIL LADIES HOSTEL MIRAJ	72,000.00	72,000.00
Silver Star Solar Pvt Ltd	-	10,000.00
CDET Explosive Industries Pvt Ltd.	10,80,091.00	-
Modern Insulators Limited	3,37,510.00	-
RANI KOTHI BANQUETS PRIVATE LIMITED	3,41,185.00	-
Rungta Hospital	50,000.00	-
Saraansh Surtins Pvt Ltd	4,35,600.00	-
Saurabh Agrawal	-	675.91
(b)	30,63,636.40	6,96,907.91
Total- (a)+(b)	2,10,45,371.65	1,48,21,305.51

Note-6 (d) List of Advance received from Debtors

Particulars	For The Period Ended March 31, 2021	For The Period Ended March 31, 2020
Abhinemya Golcha	50,00,000.00	-
Alan Energy Pvt Ltd	1,00,000.00	-
AVINASH IRON AND STEEL PRIVATE LIMITED	3,36,036.00	-
Becquerel Solar Energy Private Limited	3,13,305.00	-
Bhagwati Cold Storage	22,313.00	-
Crystal PET PVT LTD	10,00,000.00	-
Glycosic Merchants Pvt Ltd	15,00,000.00	-
GREEN AFFILIATES SPV TWO LLP	9,89,999.20	50,34,999.20
GREEN BRICK PRIVATE LIMITED	6,00,000.00	-
HIGH SEAS PARTNERS	51,00,000.00	15,00,000.00
Jindal Marble Pvt Ltd	12,00,000.00	-
MAMTA MARBLES PRIVATE LIMITED	42,00,000.00	-
MEC Power Infrastructure	17,236.90	7,03,936.90
Neo Politicaledge	5,00,000.00	20,00,000.00
O S Leasing LTD	48,87,358.00	-
POLYTEC PACKINGS INDIA PRIVATE LIMITED	15,00,000.00	-
PRISTINE INDUSTRIES LIMITED	1,40,63,670.00	-
ROHIT POLYPRODUCTS PVT LTD	26,55,637.00	89,84,143.00
Suresh P. Shetty	20,00,000.00	20,00,000.00
Unipack Poly Foams Pvt Ltd	50,00,000.00	-
Vidarbha Cargo Pvt Ltd	15,00,000.00	15,00,000.00
ADITYA INFRA & ENGINEERING	-	5,00,000.00
ILLUSION 4 REAL	-	9,072.88
Instill Technologies Private Limited	-	16,33,723.00
Royal Suitings Private Limited	-	12,114.00
Shreefab Filament Private Limited	-	3,00,000.00
Shreyansh Transformers	-	15,00,000.00
Sumirk Solutions	-	36,84,970.00
Suraj Synthetics	-	3,75,000.00
Total-	5,24,85,555.10	2,97,37,958.98



Solar91 Cleantech Private Limited

Munish

Solar91 Cleantech Private Limited
Tarun
Director

SOLAR 91 CLEANTECH PRIVATE LIMITED
(CIN- U40108RJ2015PTC048401)
Address- Plot No. D-802, Sector-5, Malviya Nagar, Jaipur, RJ, 302017

Note-6 (a) List of Sundry Creditors for Salary

Particulars	For The Period Ended March 31, 2021	For The Period Ended March 31, 2020
Prateek	2,99,936.00	80,021.00
Sandeep	2,88,748.00	65,916.00
Saurabh Vyas Salary	6,42,171.00	85,229.00
Abhishek Kumar	16,645.00	-
Anil Toksia	13,092.00	-
Avinash Rathor	22,400.00	-
Bhupendra Singh	10,474.00	-
Bir Bahadur Pal	23,975.00	33,583.00
Deepak Mishra	11,815.00	-
Deepak Sahoo	27,917.19	60,265.19
Deepak Singh	8,725.00	-
Dilip Kumar	11,341.45	-
Gajraj	-52,520.00	3,514.00
Ghanshyam Dubey	13,086.00	-
Harshit Kumar Maurya	23,371.00	-
Himanshu	-47,532.00	45,384.00
Indu	50,000.00	24,750.00
Kalash Chandra Bhatt	49,589.00	78,732.00
Manu Kumar	18,489.00	-
MD Minhaj Alam	33,143.00	-
Naresh Suthar	13,000.00	-
Nikhil Patwa	19,560.00	30,362.00
Nitin Kachhawaha	19,600.00	6,000.00
Pankaj Kumar Garg	54,594.00	77,858.00
Pamanand Joshi	34,902.00	50,220.00
Pawan Sharma	22,249.00	-
Pranav Mehta	39,445.00	38,682.00
Rajat Pandey	22,400.00	0.65
Rajnish Singh	10,811.00	-
Rakesh Garg	22,399.00	-
Ram Lal Khushwaha	18,731.00	-
Ravikant Gautam	25,760.00	-
Roshan Kumar	3,367.00	60,458.00
Ruchi Agarwal	50,000.00	42,000.00
Sanwariya Sherrna	19,360.00	-
Shivaji Meghwal	24,414.00	-
Shivraj Kharol	7,853.00	-
Shubham Sharma	22,250.00	-
Sonu Pankaj	46,519.00	-
Umesh Gupta	2,01,174.00	1,12,447.00
Vikash Jangir	25,750.00	-
Vikram Singh	34,880.00	40,111.00
Yashwant Nehare	22,000.00	-
Yogendra Kumar Sharma	33,109.26	-
Yugant Sood	12,597.00	-
Anil Kumar Gond	-	36,791.00
Ashish Kumar Pany	-	11,370.00
Bhanwar Singh	-	8,903.00
Maneesh Kumar Vishwakama	-	43,055.00
Naveen Kumar Mittal	-	33,314.00
Neha Tailor	-	33,267.00
Qasim	-	57,374.00
Rohit Pal	-	33,935.00
Sadaam Husain	-	35,613.00
Sanjay Bandlewar	-	32,014.00
Shivpratap	-	13,922.00
Udai Lal Regar	-	9,225.00
Vinay Singh	-	43,678.00
Vinika Agrawal	-	12,135.00
	22,71,599.90	13,46,128.84

Solar91 Cleantech Private Limited



Solar91 Cleantech Private Limited

[Signature]
Director

[Signature]

Director

Note-6 (b) List of Sundry Creditors for DA		
Particulars	For The Period Ended March 31, 2021	For The Period Ended March 31, 2020
Abhishek Kumar DA	6,200.00	-
Anil Toksia DA	3,100.00	-
Avinash Rathore DA	6,200.00	-
Bhupendra Singh DA	4,350.00	-
Bir Bahadur Pal DA	3,000.00	2,700.00
Deepak Mishra DA	7,800.00	-
Dilip Kumar DA	6,200.00	-
Ghanshyam Dubey DA	5,400.00	-
Harshit Kumar Maurya DA	4,400.00	-
Kailash Chandra Bhatt (DA)	6,200.00	6,200.00
Manu Kumar DA	11,400.00	-
Pawan Sharma DA	9,100.00	-
Pranav Mehta DA	12,100.00	4,800.00
Rajat Pandey DA	6,200.00	-
Rajnish DA	5,600.00	-
Rakesh Garg DA	6,200.00	-
Ram Lala Khushwaha DA	5,700.00	-
Sanwaniya Sharma DA	9,200.00	-
Shivaji Meghwal DA	9,200.00	-
Shivraj Kharol DA	5,500.00	-
Sonu Parkaj DA	5,400.00	-
Vikram Singh DA	4,200.00	4,400.00
Yashwant Nehare DA	7,400.00	-
Yograj Singh DA	16,600.00	-
Yugant Sood DA	7,400.00	-
Abhilash Kumar DA	-	4,000.00
Anil Kumar Gind DA	-	9,600.00
Ashish Kumar Pany	-	6,200.00
Dinesh Kumar Menariya DA	-	6,200.00
Maneesh Kumar	-	6,200.00
Minhaj Alam DA	-	6,200.00
Parmanand Jostli DA	-	9,300.00
Qasim DA	-	2,400.00
Rohit Pal DA	-	13,400.00
Roshan Kumar DA	-	5,800.00
Sadaam Husain DA	-	1,500.00
Sanjay Bandewar DA	-	6,200.00
Shiv Pratap DA	-	5,200.00
Udal Regar DA	-	3,600.00
	1,74,050.00	1,04,100.00

Note-5 (a) List of Sundry Creditors for Goods & Expenses		
Particulars	For The Period Ended March 31, 2021	For The Period Ended March 31, 2020
(A)- MSME		
Ainco Control Panels	9,38,981.79	2,96,737.79
Innoplix Enterprises	29,180.00	-
M J FASTNERS	8,565.00	-
Monex (Fire & Safety Services)	19,116.00	-
Neha Fabricators	51,920.00	-
Shree Sales	60,970.00	-
Strolar Mounting Systems Pvt Ltd.	37,047.50	1,031.00
Swapnil Electricals Pvt Ltd.	2,32,696.00	-
Zedbox Pvt Ltd	11,520.00	-
Shimato Enterprises Pvt Ltd (Chennai)	-	1,99,222.00
	14,39,996.29	4,96,990.79

Solar91 Cleantech Private Limited

Solar91 Cleantech Private Limited

Munani
Director

[Signature]
Director



(B)- OTHERS-		
Bir Bahadur Pal (Modulewash)	25,290.00	17,205.00
Expert Engineering Services	6,51,667.15	-
SA Electricals and Solar	47,437.15	-
APCS & Associates	17,700.00	2.00
Borwar Hardware	30,931.00	-
Dhanyam Traders	15,619.00	-
DHK Logistics & Transport Solutions Pvt Ltd	630.00	-
D K Sons	1,32,457.00	3,852.00
Jai Kishan Goods	43,000.00	32,000.00
Kashwal Power Product	1,319.00	-
Khandhwal Hardware & Paint Store	1,335.04	-
KrannichSolarPrivateLimited	1,279.00	-
Krishna Pipes and Fitting	1,64,153.00	29,837.00
Kushal Power and Industries	3,91,502.20	6,77,943.25
MOGU ENGINEERS	9,676.00	-
Mohit Enterprises	3,24,528.00	-
Mydaddy Microtech	55,554.40	-
N Dimensions R&T Service P.Ltd- Digital Media	40,775.66	50,415.66
New Tech Transformer	2,24,280.00	-
NM Electro Power Solutions	1,51,359.64	-
Orbit Solar System	1,08,000.76	-
Outdoor Media Service	3,329.00	-
Parallel Hop It Solutions LLP	5,590.00	8,000.00
Park Cables	1,295.80	-
Punit Consultants	66,648.50	41,890.50
RAJENDRA STEEL AND HARDWARE	9,000.00	-
R G Traders	9,529.70	3,814.00
RG Trading Company	34,291.00	18,500.00
Richa Cables Private Ltd	92,683.00	-
R One Power	1,29,260.00	-
R.R. Enterprises Contractor	6,500.00	-
SG AGARWAL	80,297.00	-
Shashank International	16,498.56	-
Shimato Enterprises Pvt Ltd (Chennai)	1,487.00	-
Shree Radha Govind Electricals	57,481.02	-
SHRU DTC LOGISTICS	34,299.25	-
Sita Goyal Creditor for Rent	60,000.00	-
Suresh Kishangarh	24,000.00	-
S V Metals & Extrusions Pvt. Ltd.	1,184.00	7,080.00
TRINA SOLAR ENERGY DEVELOPMENT	2,37,81,469.67	-
Tri Square Switchgears Pvt. Ltd.	5,990.00	-
Truepower Earthing Private Limited (Jaipur)	3,36,992.90	60,653.00
Yoshika Enterprises	35,164.00	-
Aver Power Solutions Private Limited	-	90,332.00
Bhari Lal	-	1,32,076.00
Canadian Solar Ink Ltd	-	69,68,511.00
Chandrasen Swain	-	23,660.00
Dhawal	-	79,227.00
ESLP Grounding Solutions	-	64,570.00
Engineer Solution	-	10,950.00
Freespirit Green labs Private Limited	-	89,262.00
Gensis Solar	-	56,096.71
Hemilox Solar Projects	-	45,600.00
Indian Innovatix Limited	-	7,117.00
Irabak Metal	-	3,550.00
Jaipur Golden (MH)	-	3,875.00
Jaipur Golden (RJ)	-	864.34
Jay Maa Valsimo Devi	-	30,761.00
Mateshwan Earthmovers & Constructions	-	16,395.00
Metro Electrical & Engineering	-	7,945.08
Micro Tech Engineers	-	34,670.00
Mittal Industries	-	20,05,043.00
MOGU ENGINEERS	-	46,610.00
Mohit Enterprises	-	3,24,528.00
Monex (Fire & Safety Services)	-	1,416.00
Nandlal Gurjar	-	18,000.00
Parth Kumar Goswami	-	4,444.00
Railtel Corporation of India Limited	-	707.03
Raj Green Power & Infra	-	8,721.75
Ramesh Kumar Choudhary	-	6,115.00
Raydean Industries	-	1,87,629.00
Shashank International	-	93,043.55
Shree Radha Govind Electricals	-	12,149.00
Solar One Energy	-	450.00
Space Electronics	-	23,600.00
SPV Renewable Eenergy Pvt. Ltd.	-	1,78,665.44
Tour 4 India	-	4,200.00
Trilok Chand Bhambi	-	33,659.80
Tri Square Switchgears Pvt. Ltd.	-	90.00
Vaman B Kuber	-	1,200.00
Vee Tech Engineers (Chandrakumar Nevandram Vidhani)	-	8,260.00
V-Trans	-	1,015.00
TOTAL	2,72,31,484.40	1,15,76,201.12
	(A)+(B)	
	2,86,71,480.69	1,20,73,191.91



Solar91 Cleantech Private Limited

[Signature]
Director

Solar91 Cleantech Private Limited

[Signature]
Director

Note-15 (a) List of Advance given to Creditors		
Particulars	For The Period Ended March 31,2021	For The Period Ended March 31,2020
True Energy	1,98,336.45	-
AVCS & ASSOCIATES	1,384.00	-
Aver Power Solutions Pvt Ltd	16,461.00	-
Energy Squad	55,825.00	-
Erica Power	60,015.00	-
Free Spirits Green Labs Private Limited	21,466.00	-
Trabek Metal	4,96,450.00	-
JK Overseas Shipping	24,307.90	3,708.56
Nayi Gunjaesh	5,000.00	-
Rajasthan Electricals	897.00	-
Raytean Industries	550.00	-
Recube Energy Pvt Ltd.	31,000.00	15,95,000.00
Renewsys India Pvt Ltd	9,986.20	-
Shree Him Electrical	8,154.00	-
Solar91 Renewable Services	28,384.67	5,000.00
Solar Mounting System Solutions	30.26	-
Vikram W Naidu	4,069.00	995.00
VYOMA SWITCHGEAR	49,560.00	-
Waaree Energies Limited	3,02,406.42	-
AJ Fabrication Industry	-	6,00,000.00
ALLCARGO LOGISTICS LTD	-	51,981.00
Ashok Kumar Meghwal	-	2,42,424.00
Kayum Elec Power	-	35,354.00
Nek Mohammad	-	78,975.12
Orbk Solar System	-	21,28,790.50
R.K. Tanset	-	45,053.00
Rudra Trans Systems	-	14,986.00
Samptel Energy Pvt Ltd.	-	13,381.00
SG AGARWAL	-	29,362.50
Shree Wealth	-	3,750.00
Solar Sun City	-	70,707.00
Solar Mounting Systems Pvt Ltd.	-	79,295.50
TOPGALLANT MEDIA	-	10,000.00
Petty Cash Creditors	-	61,281.76
	13,14,282.90	50,70,044.94



Solar91 Cleantech Private Limited

Solar91 Cleantech Private Limited

[Signature]
Director

[Signature]
Solar91 Cleantech Private Limited

SOLAR91 CLEANTECH PRIVATE LIMITED

(CIN: U40108RJ2015PTC048401)

REGD OFF: PLOT NO.D-802 SECTOR-5, MALVIYA NAGAR JAIPUR RJ 302017 IN

Contact: +919828169924 E Mail ID: prateek@solar91.com

NOTE:1: NOTE TO ACCOUNTS

(Forming part of Balance Sheet as on 31.03.2021 and Statement of Profit Loss Account)

Corporate Information

SOLAR91 CLEANTECH PRIVATE LIMITED is a Private Company incorporated in India under the provision of Companies Act, 2013. The Company is engaged in business of operating specially using power from renewable energy like solar, bio gas, wind, solar products like solar panel, solar lights, solar cookers etc. The registered office of the company is situated at PLOT NO.D-802, SECTOR-5, MALVIYA NAGAR, JAIPUR, RJ 302017 IN

SIGNIFICANT ACCOUNTING POLICIES

I. BASIS OF ACCOUNTING AND PREPARATION OF FINANCIAL STATEMENT

The Financial statements have been prepared in accordance with Generally Accepted Accounting Principle in India (GAAP). The Company has prepared these financial statements to comply all material respects with the accounting standards notified under Companies Act, 2013. The Financial Statement have been prepared under the historical cost convention on accrual basis of accounting. The accounting policies adopted in the preparation of Financial Statement are consistent.


II. USE OF ESTIMATES

The preparation of financial statements in conformity with Indian GAAP requires the Management to make estimates and assumptions considered in the reported amounts of assets and liabilities (including contingent liabilities) and the reported income and expenses during the period under consideration. The management believe that the estimates used in the preparation of the financial statements are prudent and reasonable. Future result could differ due to these estimates and the difference between actual result and the estimates are recognized in the period in which result are known/ materialized.


III. CASH AND CASH EQUIVALENTS

Cash Comprises cash on hand demand deposit with the banks. Cash Equivalents are short term balances (with an original maturity of three months or less from the date of acquisition) highly liquid investments that are readily convertible into known amounts of cash and which are subject to insignificant risk of changes in value.



Solar91 Cleantech Private Limited

Director

Solar91 Cleantech Private Limited


Director

SOLAR91 CLEANTECH PRIVATE LIMITED

(CIN: U40109RJ2015PTC048401)

REGD OFF: PLOT NO.D-802 SECTOR-5, MALVIYA NAGAR JAIPUR RJ 302017 IN

Contact: +919828169924 E Mail ID: prateek@solar91.com

IV. FIXED ASSETS

All Fixed Assets are valued at cost less accumulated depreciation and impairment losses, if any. The cost of fixed assets includes interest on borrowings attributable to acquisition of qualifying fixed assets up to the date the asset is ready for intended use and other incidental expenses incurred upto that date. Further the CWIP part represents the Asset which is under construction or installation.

V. DEPRECIATION AND AMORTISATION

Depreciation on fixed assets has been provided on written down value method at the rates provided in Schedule II of Companies Act, 2013 on WDV basis.

VI. IMPAIRMENT

At each Balance sheet date, the management reviews the carrying amount of its assets and goodwill included in each cash generating unit to determine whether there is any indication that those assets are impaired. If any such indication exists, the recoverable amount of such assets is estimated in order to determine the extent of impairment loss. Recoverable amount is the higher of an asset's net selling price and value in use. In assessing value in use, the estimated future cash flows expected from the continuing use of asset and its disposal are discounted to their present value using a pre-tax discount rate that reflects the current market assessments of time value of money and the risks specific to the assets.

VII. REVENUE RECOGNISATION:

Revenue from Service

Revenue are recognized, net of return if any and trade discount, on trade discounts, on transfer of significant risk and rewards of the ownership to the buyer, which is generally, coincides with the delivery of goods to customers. Revenue excludes Goods & Services Tax.

Interest Income

Interest income is accounted on accrual basis.

VIII. DISCLOSURE OF CONTINGENT LIABILITIES

- A. Contingent Liabilities are disclosed by way of notes on the Balance Sheet provision is made on account of those Liabilities, which are likely to materialize after the year end having effect on the position stated in the Balance Sheet as at year end.



Solar91 Cleantech Private Limited

[Signature]
Director

Solar91 Cleantech Private Limited
[Signature]
Director

SOLAR91 CLEANTECH PRIVATE LIMITED

(CIN: U40108RJ2015PTC048401)

REGD OFF: PLOT NO.D-802 SECTOR-5, MALVIYA NAGAR JAIPUR RJ 302017 IN

Contact: +919828169924 E Mail ID: prateek@solar91.com

B. Company is contingent liable:-

- a) In respect of demand/ penalty if any in respect of Pending Sales Tax/ Income Tax Assessment.

IX. Excise/Service Tax/GST/Income Tax/ Other Taxes demand/ Penalty If any will be accounted for in the year of actual payment.

X. In the opinion of Management current assets, loans & advance are approximately of the value stated if realized in ordinary course of business unless otherwise stated the provision of liabilities are adequate and not excess of the amount reasonable necessary.

XI. TAXATION:

Current Year Tax expenses comprises of Income Tax and Deferred Tax. Income tax payable is determined in accordance with the provisions of the Income Tax Act. Provision for current tax during the year is Rs. 4,61,500.00/-.

Deferred tax expense or benefit is recognized on timing differences being the difference between taxable incomes and accounting income that originate in one period and is likely to reverse in one or more subsequent periods. Deferred tax assets and liabilities are measured using the tax rates and tax laws that have been enacted or substantively enacted by the balance sheet date.

In the event of unabsorbed depreciation and carry forward of losses, deferred tax assets are recognized only to the extent that there is virtual certainty supported by convincing evidence that sufficient future taxable income will be available to realize such assets. In other situations, deferred tax assets are recognized only to the extent that there is reasonable certainty that sufficient future taxable income will be available to realize these assets. DTA balance at the year end is Rs. 64,504.16/-.


XII. EARNING PER SHARE

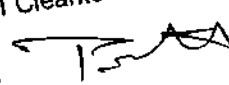
The earnings considered in ascertaining the Company's EPS comprises the net profit after tax and include the post tax effect of any extra ordinary items. The number of shares used in computing Basic EPS is the weighted average number of shares outstanding during the year.

For the purpose of calculating diluted earning per share, the net profit or loss for the year attributable to equity share holders and the weighted average number of shares outstanding during the period are adjusted for the effects of partly paid up shares for which necessary consideration have been received and employed in business.



Solar91 Cleantech Private Limited Solar91 Cleantech Private Limited


Director


Director

SOLAR91 CLEANTECH PRIVATE LIMITED

(CIN: U40108RJ2015PTC048401)

REGD OFF: PLOT NO.D-802 SECTOR-5, MALVIYA NAGAR JAIPUR RJ 302017 IN

Contact: +919828169924 E Mail ID: prateek@solar91.com

(Amount in Rs.)

Particulars	Current Year
Profit attributable to the Equity Shareholders after Extraordinary Items (in Rs) – (A)	13,10,396.30
Weighted Average no of Equity Shares outstanding for Basic Earning Per Share (Nos.) – (B)	10000
Nominal Value of Equity Shares	10
Basic Earnings per share before Extraordinary Items - (A)/(B)	131.04

XIII. EMPLOYEE BENEFITES

- (i) Short-term employee benefits are recognized as an expense at the undiscounted amount in the Statement of Profit and Loss for the year in which the services are rendered.
- (ii) No provision for gratuity has been considered in the accounts as none of the employees have put in qualifying years of service.

XIV. FOREIGN CURRENCY TRANSACTIONS

Foreign-currency denominated monetary assets and liabilities are translated at exchange rates in effect at the Balance Sheet date. The gains or losses resulting from such translations are included in the Statement of profit and loss. Non-monetary assets and non-monetary liabilities denominated in a foreign currency and measured at fair value are translated at the exchange rate prevalent at the date when the fair value was determined. Non-monetary assets and non-monetary liabilities denominated in a foreign currency and measured at historical cost are translated at the exchange rate prevalent at the date of transaction.

XV. RELATED PARTY DISCLOSURES:


- (i) **Key Managerial Persons:**
 - a) Prateek Agrawal: YES
 - b) Sandeep Gurnani
 - c) Ruchi Agrawal
 - d) Indu Kumari
 - e) N Dimension R&T Services Pvt Ltd
 - f) Neo Political Edge Consulting Private Limited

Solar91 Cleantech Private Limited

 Director



Solar91 Cleantech Private Limited

 Director

SOLAR91 CLEANTECH PRIVATE LIMITED

(CIN: U40108RJ2015PTC048401)

REGD OFF: PLOT NO.D-802 SECTOR-5, MALVIYA NAGAR JAIPUR RJ 302017 IN

Contact: +919828169924 E Mail ID: prateek@solar91.com

Related Party: All the above are related party. The Transactions Entered are as under:-

S. no	Name of Related Party	Relationship	Nature Of Transaction	Amount	Closing Balance
1	Prateek Agrawal	Director	Director Salary	7,00,000.00	2,99,936.00
2	Sandeep Gurnani	Director	Director Salary	7,00,000.00	2,88,748.00
3	Ruchi Agrawal	Wife of Director	Salary Expense	2,84,000.00	50,000.00
4	N Dimension R&T Services Pvt Ltd	Common Shareholder	Advertisement Expense	1,52,760.00	40,775.66
5	Indu Kumari	Wife of Director	Salary Expense	2,49,500.00	50,000.00
6	Neo Political Edge Consulting Private Limited	Common Shareholder	Payment against Outstanding Balance (Net)	15,00,000.00	5,00,000.00

Note -Related party relationship is as identified by the Company and relied upon by the Auditors.

(iii) As per AS-18 "RELATED PARTY TRANSACTION there is related party transactions are entered".

XVI. Figures are rounded off to nearest rupee.

XVII. Figures of Previous year have been regrouped and rearranged to make them comparable with current year figures.

XVIII. AUDITORS REMUNERATION

Amount in Rs.

S.No.	Particulars	2020-2021	2019-2020
(i)	Statutory Audit fee	35,000.00	50,000.00



Solar91 Cleantech Private Limited

[Signature]
Director

Solar91 Cleantech Private Limited
[Signature]
Director

SOLAR91 CLEANTECH PRIVATE LIMITED

(CIN: U40108RJ2015PTC048401)

REGD OFF: PLOT NO.D-802 SECTOR-5, MALVIYA NAGAR JAIPUR RJ 302017 IN

Contact: +919828169924 E Mail ID: prateek@solar91.com

Total	35,000.00	50,000.00
-------	-----------	-----------

XIX. Disclosures required under Section 22 of the Micro, Small and Medium Enterprises Development Act, 2006

Particulars	As at 31.03.2021
(i) Principal amount remaining unpaid to any supplier as at the end of the accounting year	NIL
(ii) Interest due thereon remaining unpaid to any supplier as at the end of the accounting year	NIL
(iii) The amount of interest paid along with the amounts of the payment made to the supplier beyond the appointed day	NIL
(iv) The amount of interest due and payable for the year	NIL
(v) The amount of interest accrued and remaining unpaid at the end of the accounting year	NIL
(vi) The amount of further interest due and payable even in the succeeding year, until such date when the interest dues as above are actually paid	NIL

Note Dues to Micro and Small Enterprises have been determined to the extent such parties have been identified on the basis of information collected by the Management.

CONTINGENT LIABILITIES & NOTES ON ACCOUNTS

(Forming Part of Balance Sheet as on 31.03.2021 and Profit & Loss account on that date)

For- APCS & ASSOCIATES

Chartered Accountants

FRN: 030800C


CA AYUSH JAIN
M No. 428863


PARTNER

UDIN- 21428863AAAEX8657

BY THE ORDER OF THE BOARD


SOLAR91 CLEANTECH PRIVATE LIMITED

Solar91 Cleantech Private Limited CIN: U40108RJ2015PTC048401


Director

PRATEEK AGRAWAL
Director
(DIN 07308870)

Solar91 Cleantech Private Limited


Director

SANDEEP GURNANI
Director
(DIN 07308871)